

Ruckus ICX 7250

DATA SHEET

Enterprise-Class Stackable Access Switch

Enterprise-Class Switch with Future-Proof Expandability

The Ruckus® ICX® 7250 switch combines enterprise-class features, manageability and the flexibility and “pay as you grow” scalability of a stackable solution. The switch delivers the performance required for enterprise Gigabit Ethernet (GbE) access deployment. It raises the bar with up to 8×10 GbE ports for uplinks or stacking and market-leading stacking density with up to 12 switches (576×1 GbE) per stack.



Benefits

8 Ports of 10 GbE for Stacking or Uplink Connectivity

Flexible Licensing Upgrade

- Upgrade from 1 GbE to 10 GbE for uplink and stacking

Market-Leading Stacking Scalability

- Up to 12 switches per stack
- Up to 10 km using standard optics or cables

Full-Power PoE+ Budget to Power Advanced Edge Devices

- Wireless APs and video surveillance equipment
- Option for redundant power and incremental PoE budget

Advanced L3 Routing Simplifies Network Design and Reliability

- RIP, OSPF, VRRP, PIM, PBR

Campus Fabric Reduces Cost of Operations, Increases Flexibility

- Delivers the benefits of a chassis with the flexibility of stackables
- Scales to over 1800 ports

3-Year Tech Support Included

Energy Efficient Design

- Supports IEEE 802.3az standard



Figure 1: Up to 12 Ruckus ICX 7250 Switches can be stacked together using up to four full-duplex SFP+ h10 Gbps ports for a fully redundant backplane with 480 Gbps of aggregated stacking bandwidth.





Ruckus ICX 7250 switches also offer an external power supply for failover resiliency, as well as increased PoE/PoE+ port availability.

The Ruckus ICX 7250 is easy to deploy, manage, and integrate into both new and existing networks. Organizations can buy only what they need today, and easily scale out as demand grows and new technologies emerge. Optimizing performance based on specific requirements is easy with flexible licensing upgrade which allows users to upgrade from 1 GbE to 10 GbE ports for uplink and stacking.

Deployed as a standalone switch, a stack, or a network fabric, organizations reap the benefits of a flexible platform and the assurance that their investments are protected.

Premium Performance

Designed for small to medium-size enterprises, branch offices, and distributed campuses, these scalable edge switches deliver enterprise-class functionality at an affordable price—without compromising performance and reliability. The Ruckus ICX 7250 delivers wire-speed, non-blocking performance across all ports to support latency-sensitive applications, such as real-time voice/video streaming and Virtual Desktop Infrastructure (VDI). The switch is available in 24- and 48-port 10/100/1000 Mbps models with 1 GbE uplink or 10 GbE dual-purpose uplink/ stacking ports (see Figure 1)—with or without PoE and PoE+—to support wireless mobility, and IP communications without the need for additional power outlets or power injectors.

Ruckus ICX 7250	
Except as noted, all Ruckus ICX 7250 models offer eight uplink/stacking ports, a single integrated power supply and fan, one RJ-45 network management port, one mini USB serial management port, and one USB storage port on the front panel.	
	Ruckus ICX 7250-24 <ul style="list-style-type: none"> • 24x10/100/1000 Mbps RJ-45 ports • 8x1 GbE uplink/stacking ports; Upgradable to 10 GbE
	Ruckus ICX 7250-24P <ul style="list-style-type: none"> • 24x10/100/1000 Mbps RJ-45 PoE+ ports • 370 W PoE budget • 8x1 GbE uplink/stacking ports; Upgradable to 10 GbE
	Ruckus ICX 7250-48 <ul style="list-style-type: none"> • 48x10/100/1000 Mbps RJ-45 ports • 8x1 GbE uplink/stacking ports; Upgradable to 10 GbE
	Ruckus ICX 7250-48P <ul style="list-style-type: none"> • 48x10/100/1000 Mbps RJ-45 PoE+ ports • 740 W PoE budget • 8x1 GbE uplink/stacking ports; Upgradable to 10 GbE

Full Power Support for Connected Edge Devices

The Ruckus ICX 7250 can deliver both power and data across network connections, supporting Power over Ethernet (PoE/PoE+) standards and providing a single-cable solution for edge devices, such as wireless access points, VoIP phones, video surveillance equipment, and VDI thin terminals. Carrying data and power through a single Ethernet wire reduces the number of power receptacles and power adapters while increasing reliability and wiring flexibility. The Ruckus ICX 7250-24P provides 370 watts and can deliver PoE power to all 24 ports, while the Ruckus ICX 7250-48P provides 740 watts and can deliver PoE+ power for up to 24 ports. Both switches can provide PoE and PoE+ (30 watts) power to all ports when an external power supply is used.

The optional Ruckus ICX-EPS 4000 is an external power supply source that delivers additional power for up to 16 Ruckus ICX 7250 switches (see Figures 2 and 3). It can be used for system power redundancy and an increased PoE/PoE+ power budget to enable additional ports.



Figure 2: Ruckus ICX-EPS 4000 for the Ruckus ICX 7250, shown with four AC power supplies.

Energy Efficient Design

The Ruckus ICX 7250 Switch supports the IEEE 802.3az standard for Energy Efficient Ethernet (EEE), reducing power consumption during periods of low utilization. Ports are placed into a low power mode when no data is being transmitted.

Data Center Top-of-Rack Server Connectivity

The Ruckus ICX 7250 is designed to fit in server racks by consuming only one rack unit. In data center environments where most servers are 1 GbE-capable, the Ruckus ICX 7250 provides a cost-effective 1 GbE Top-of-Rack (ToR) switch by simply connecting 1 GbE Network Interface Cards (NICs) in the servers to switch's 1 GbE ports. This configuration uses 10 GbE links to connect to data center aggregation switches.



Figure 3: Rear view of the Ruckus ICX-EPS 4000 connectivity.

Enterprise-Class Features Across Ruckus ICX Switches

The Ruckus ICX switch family delivers the enterprise class features for flexibility, scalability and simplified management.

- Ruckus Campus Fabric technology delivers unmatched flexibility, scalability and simplified management for campus network deployments. Incorporating all of the ICX 7000 switch families with up to 1800 ports in a single logical domain, Campus Fabric allows customers the benefits of a traditional chassis, with the flexibility of stackable switches at a dramatically reduced Total Cost of Ownership (TCO).
- Advanced stacking goes beyond traditional stacking with capabilities that take flexibility, ease of management and cost effectiveness to then next level, including:
 - Stacking on standard Ethernet ports
 - Long-distance stacking
 - No hardware module required for stacking
 - In Service Software Upgrade (ISSU) to minimize downtime
 - Superior scalability with the industry-leading number of switches per stack
 - Stacking at the access, aggregation and core layers
- Enterprise-Class Availability to improve resiliency and minimize downtime, including:
 - Hitless stack failover
 - Hot-insertion/removal of stack members
 - Redundant power supplies
 - In Service Software Upgrades for switch stacks
- Unified wired and wireless network management with Ruckus SmartZone network controller:
 - Ruckus SmartZone centralizes management of the entire family of Ruckus switches and wireless Access Points with a single easy to deploy management platform
 - Discovers, monitor, and deploys configurations to groups of switches and wireless APs
- On-boarding and security policies across ICX switches and wireless networks.
- OpenFlow 1.3 protocol support in hybrid mode allows user to deploy traditional Layer 2/3 forwarding with OpenFlow on the same port for Software Defined Network (SDN) enabled programmatic control of the network
- Open Standards based management, monitoring and authentication
 - sFlow-based network monitoring to help analyze traffic statistics and trends on every link and overcome unexpected network congestion
 - Open-standards management includes Command Line Interface (CLI), Secure Shell (SSHv2), Secure Copy (SCP), and SNMPv3
 - Support for Access Controller Access Control System (TACACS/TACACS+) and RADIUS authentication helps ensure secure operator access
 - LLDP and LLDP-MED protocol support for configuring, discovering, and managing network infrastructure such as QoS, security policies, VLAN assignments, PoE power levels, and service priorities

Ruckus ICX 7250 Feature/Model Comparison

	24 or 48 Ports (Non-PoE)		24 or 48 PoE+ Ports	
	Ruckus ICX 7250-24	Ruckus ICX 7250-48	Ruckus ICX 7250-24P	Ruckus ICX 7250-48P
Feature				
Switching capacity (data rate, full duplex)	208 Gbps	256 Gbps	208 Gbps	256 Gbps
Forwarding capacity (data rate, full duplex)	154 Mpps	190 Mpps	154 Mpps	190 Mpps
Fixed ports: 10/100/1000 Mbps RJ-45 (full duplex, only)	24	48	24	48
Fixed ports: 100/1000 Mbps SFP				
Fixed ports: 1/10 Gbps SFP+ (10 GbE SFP+ optional upgrade license)	8	8	8	8
PoE/PoE+ ports			24	48
Maximum PoE Class 3 ports (15.4 W per port with internal AC power supply only)			24	48
Maximum PoE+ ports (30 W per port, with internal AC power supply only)			12	24
Maximum PoE+ Class 4 ports (30 W per port with external power supply)			24	48
Base IPv4/IPv6 Layer 3 routing (static routing, RIP)	•	•	•	•
Advanced IPv4/IPv6 Layer 3 routing (OSPF, VRRP, PIM, PBR, VRF features)	With license	With license	With license	With license
Aggregated stacking bandwidth	480 Gbps	480 Gbps	480 Gbps	480 Gbps
Stacking density (maximum switches in a stack)	12	12	12	12
Stacking ports (maximum ports¹ usable for stacking)	Up to 4x10 GbE SFP+ per switch			
Maximum stacking distance (distance between stacked switches)	10 km	10 km	10 km	10 km
Campus Fabric	Fabric Port Extender (PE)			

¹ 10 GbE SFP+ ports are required for stacking.

Ruckus ICX 7250 Feature/Model Comparison

	24 or 48 Ports (Non-PoE)		24 or 48 PoE+ Ports	
	Ruckus ICX 7250-24	Ruckus ICX 7250-48	Ruckus ICX 7250-24P	Ruckus ICX 7250-48P
Feature	POWER			
Power inlet (AC)	C14			
Input voltage/frequency	AC: 100 to 240 VAC @ 50 to 60 Hz			
Maximum current draw (at 100 VAC, one power supply)	1.69 Amp	1.69 Amp	6.56 Amp	11 Amp
Power supply rated maximum (AC)	135 W	135 W	525 W	880 W
PoE power budget (AC) (internal AC power supply only)	N/A	N/A	370 W	740 W
Switch power consumption (25°C)				
Idle (no PoE load)	42.6 W	50.64 W	50 W	66 W
10% traffic² (full PoE load)	51.6 W	63.55 W	428.0 W	862.0 W
100% traffic² (full PoE load)	57.6 W	69.51 W	439.0 W	880.0 W
Airflow	Side-to-back	Side-to-back	Side-to-back	Side-to-back
Switch heat dissipation (25°C)³				
Idle (no PoE load)	145.3 BTU/hour	172.7 BTU/hour	170.6 BTU/hour	225.2 BTU/hour
10% traffic² (full PoE load)	176.06 BTU/hour	216.8 BTU/hour	214.9 BTU/hour	286.6 BTU/hour
100% traffic² (full PoE load)	196.5 BTU/hour	237.1 BTU/hour	249.08 BTU/hour	327.5 BTU/hour

Feature	ENVIRONMENT			
Weight (kg)	3.76	4.84	4.73	5.86
Dimensions	48 port: 440 mm (17.323 in.), Wx370 mm (14.56 in.), Dx43.7 mm (1.720 in.), H — 1U 24 port: 440 mm (17.323 in.), Wx280 mm (11.02 in.), Dx43.7 mm (1.720 in.), H — 1U			
Acoustics (25°C)	41.9 dB	44.5 dB	44.7 dB	45.9 dB
MTBF (hours) (25°C)	676,362	665,319	429,209	411,187

² Traffic load on all ports connected with maximum possible PoE/PoE+ loads (if equipped).

³ PoE power not included in switch heat dissipation figures since the heat is not dissipated at the switch.

Ruckus ICX 7250 Specifications

Features	SPECIFICATIONS
Connector options	<ul style="list-style-type: none"> • 10/100/1000 ports: RJ-45 • 1/10 GbE SFP+ ports • Out-of-band Ethernet management: 10/100/1000 Mbps RJ-45 • Console management: Mini-USB serial port (Mini-B plug) • File transfer: USB port (Standard-A plug) • For the latest information about supported optics, please visit www.ruckuswireless.com/optics.
DRAM NVRAM (Flash) Packet buffer size	<ul style="list-style-type: none"> • 2 GB • 2 GB • 24 port: 2 MB, 48 port: 4 MB
Maximum MAC addresses	<ul style="list-style-type: none"> • 16,384
Maximum VLANs Maximum PVLANS	<ul style="list-style-type: none"> • 4,096 • 32
Maximum STP (spanning trees)	<ul style="list-style-type: none"> • 254
Maximum VEs	<ul style="list-style-type: none"> • 255
Maximum routes (in hardware)	<ul style="list-style-type: none"> • 12,000 (IPv4) • 2,048 (IPv6) • 7000 (Next Hop Addresses)
Trunking	<ul style="list-style-type: none"> • Maximum ports per trunk: 16 • Maximum trunk groups: 128
Maximum jumbo frame size	<ul style="list-style-type: none"> • 9,216 bytes
Average latency	<ul style="list-style-type: none"> • 1.5 μs
QoS Priority Queues	<ul style="list-style-type: none"> • 8 per port
Multicast Groups	<ul style="list-style-type: none"> • 8,192 (Layer 2) • 8,192 (Layer 3)
VRF	<ul style="list-style-type: none"> • 16 instances

Features	FEATURE SETS
Layer 2 switching	<ul style="list-style-type: none"> • 802.1s Multiple Spanning Tree • 802.1x Authentication • Auto MDI/MDIX • BPDU Guard, Root Guard • Dual-Mode VLANs • MAC-based VLANs, Dynamic MAC-based VLAN activation • Dynamic VLAN Assignment • Dynamic Voice VLAN Assignment • Fast Port Span • GVRP: GARP VLAN Registration Protocol • IGMP Snooping (v1/v2/v3) • IGMP Proxy for Static Groups • IGMP v2/v3 Fast Leave • IGMP Tracking • Inter-Packet Gap (IPG) adjustment • Link Fault Signaling (LFS) • MAC-Address Filtering • MAC Learning Disable • MLD Snooping (v1/v2) • Multi-device Authentication • Per-VLAN Spanning Tree (PVST/PVST+/PVRST) • Mirroring—Port-based, ACL-based, MAC Filter-based, and VLAN-based • PIM-SM v2 Snooping • Port Loop Detection • Private VLAN • Remote Fault Notification (RFN) • Single-instance Spanning Tree • Trunk Groups (static, LACP) • Uni-Directional Link Detection (UDLD) • Metro-Ring Protocol MRP (v1, v2) • Virtual Switch Redundancy Protocol (VSRP) • Topology Groups • Q-in-Q and selective Q-in-Q • VLAN Mapping
Base Layer 3 IP routing	<ul style="list-style-type: none"> • IPv4 and IPv6 static routes • RIP v1/v2, RIPv6 • ECMP • Port-based Access Control Lists • Layer 3/Layer 4 ACLs • Host routes • Virtual interfaces • Routed interfaces • Route-only support • Routing between directly connected subnets

Ruckus ICX 7250 Specifications (continued)

Premium Layer 3 IP routing	<ul style="list-style-type: none"> • IPv4 and IPv6 dynamic routes • OSPF v2, v3 • PIM-SM, PIM-SSM, PIM-DM, PIM passive (IPv4/IPv6 multicast routing functionality) • PBR 	<ul style="list-style-type: none"> • Virtual Route Redundancy Protocol (VRRP) • VRRP-E (IPv4/IPv6) • VRRP v3 (IPv6) • IPv6 over IPv4 tunnels • VRF (IPv4 and IPv6)
Quality of Service (QoS)	<ul style="list-style-type: none"> • ACL Mapping and Marking of ToS/DSCP • ACL Mapping and Marking of 802.1p • ACL Mapping to Priority Queue • Classifying and Limiting Flows Based on TCP Flags • DiffServ Support • Honoring DSCP and 802.1p 	<ul style="list-style-type: none"> • MAC Address Mapping to Priority Queue • Priority Queue Management using Weighted Round Robin (WRR), Strict Priority (SP), and a combination of WRR and SP • Priority Flow Control
Traffic management	<ul style="list-style-type: none"> • ACL-based inbound rate limiting and traffic policies • Broadcast, multicast, and unknown unicast rate limiting 	<ul style="list-style-type: none"> • Inbound rate limiting per port • Outbound rate limiting per port and per queue
Security	<ul style="list-style-type: none"> • 802.1X Accounting • MAC Authentication • Flexible authentication • Web authentication • DHCP snooping • Dynamic ARP inspection • ND Inspection (Neighbor Discovery) • Bi-level Access Mode (Standard and EXEC Level) • EAP pass-through support • IEEE 802.1X username export in sFlow • Protection against Denial of Service (DoS) attacks 	<ul style="list-style-type: none"> • Authentication, Authorization, and Accounting (AAA) • MAC Address Locking; MAC Port Security • Advanced Encryption Standard (AES) with SSHv2 • RADIUS/TACACS/TACACS+ • Secure Copy (SCP) • Secure Shell (SSHv2) • Protected Ports • Username/Password • Change of Authorization (CoA) RFC 5176 • RADSEC (RFC 6614) • Encrypted Syslog (RFC 5425)
SDN features	<ul style="list-style-type: none"> • Support for OpenFlow v1.0 and v1.3 	<ul style="list-style-type: none"> • OpenFlow support with true hybrid port mode
IEEE standards compliance	<ul style="list-style-type: none"> • 802.1AB LLDP/LLDP-MED • 802.1D-2004 MAC Bridging • 802.1p Mapping to Priority Queue • 802.1s Multiple Spanning Tree • 802.1w Rapid Reconfiguration of Spanning Tree (RSTP) • 802.1x Port-based Network Access Control (PNAC) • 802.3 Carrier Sense Multiple Access/Collision Detection (CSMA/CD) • 802.3ab 1000Base-T • 802.3 10Base-T • 802.3ad Link Aggregation (Dynamic and Static) 	<ul style="list-style-type: none"> • 802.1 AX-2008 Link Aggregation • 802.3ae 10 GbE • 802.3af Power over Ethernet • 802.3at Power over Ethernet Plus • 802.3u 100Base-TX • 802.3x Flow Control • 802.3z 1000Base-SX/LX • 802.3 MAU MIB (RFC 2239) • 802.3az-2010 – Energy Efficient Ethernet (EEE) • 802.1Q VLAN Tagging • 802.1BR Bridge Port Extension
RFC standards compliance	<ul style="list-style-type: none"> • For a complete list of RFCs supported by the Ruckus ICX 7000 product family, please consult the “FastIron Features and Standards Support Matrix” document available from support.ruckuswireless.com. 	
High availability	<ul style="list-style-type: none"> • Layer 3 VRRP protocol redundancy • Real-time state synchronization across the stack • Hitless failover from master to standby stack controller 	<ul style="list-style-type: none"> • Hot insertion and removal of stacked units • Layer 2 VSRP switch redundancy • In-Service Software Update (ISSU)

Ruckus ICX 7250 Specifications (continued)

Features	NETWORK AND DEVICE MANAGEMENT	
Management	<ul style="list-style-type: none"> • DHCP Auto Configuration • Configuration Logging • Digital Optical Monitoring • Display Log Messages on Multiple Terminals • Embedded Web Management (HTTP/HTTPS) • Embedded DHCP Server • Industry-standard Command Line Interface (CLI) • Ruckus SmartZone Network Controller (sold separately) • Key-based activation of optional software features • USB file management and storage • Macro for batch execution • Out-of-band Ethernet Management • ERSPAN support for remote traffic monitoring • RSPAN • TFTP • TELNET Client and Server 	<ul style="list-style-type: none"> • Bootp • SNMPv1/v2c • DHCP Server and DHCP Relay • SNMPv3 Intro to Framework • Architecture for Describing SNMP Framework • SNMP Message Processing and Dispatching • SNMPv3 Applications • SNMPv3 User-based Security Model • SNMP View-based Access Control Model SNMP • sFlow • NTP Network Time Protocol • Multiple Syslog Servers • SCP • Virtual Cable Tester (VCT) • For Management MIB, please consult the "FastIron MIB Reference" document available from support.ruckuswireless.com.
Ruckus Campus Fabric technology	<ul style="list-style-type: none"> • Ruckus ICX 7250 can operate in fabric Port Extender (PE) mode • Up to 36 PEs per fabric • PE Cascade depth up to 6 units 	<ul style="list-style-type: none"> • Zero-touch provisioning • High availability with ring topology

Features	ENVIRONMENT
Temperature	<ul style="list-style-type: none"> • Operating temperature: -5°C to 50°C/23°F to 122°F • Storage temperature: -25°C to 70°C/-13°F to 158°F
Humidity	<ul style="list-style-type: none"> • Operating relative humidity: 5% to 95% at 50°C, non-condensing • Non-operating relative humidity: 0% to 95% at 70°C, non-condensing
Altitude	<ul style="list-style-type: none"> • Operating altitude: 10,000 ft (3,000 m) maximum • Storage altitude: 39,000 ft (12,000 m) maximum

Features	COMPLIANCE/CERTIFICATION
Electromagnetic emissions	<ul style="list-style-type: none"> • FCC Class A (Part 15); EN 55022/CISPR-22 Class A; VCCI Class A; ICES-003 Electromagnetic Emission; AS/NZS 55022; EN 61000-3-2 Power Line Harmonics; EN 61000-3-3 Voltage Fluctuation and Flicker; EN 61000-6-3 Emission Standard (supersedes: EN 50081-1)
Safety	<ul style="list-style-type: none"> • CAN/CSA-C22.2 NO. 60950-1-07; UL 60950-1 Second Edition; IEC 60950-1 Second Edition; EN 60950-1:2006 Safety of Information Technology Equipment; EN 60825-1 Safety of Laser Products—Part 1: Equipment Classification, Requirements and User's Guide; EN 60825-2 Safety of Laser Products—Part 2: Safety of Optical Fibre Communication Systems
Immunity	<ul style="list-style-type: none"> • EN 61000-6-1 Generic Immunity and Susceptibility (supersedes EN 50082-1); EN 55024 Immunity Characteristics (supersedes EN 61000-4-2 ESD); EN 61000-4-3 Radiated, Radio Frequency, Electromagnetic Field; EN 61000-4-4 Electrical Fast Transient; EN 61000-4-5 Surge; EN 61000-4-6 Conducted Disturbances Induced by Radio-Frequency Fields; EN 61000-4-8 Power Frequency Magnetic Field; EN 61000-4-11 Voltage Dips and Sags
Environmental regulatory compliance	<ul style="list-style-type: none"> • RoHS-compliant (6 of 6); WEEE-compliant
Vibration	<ul style="list-style-type: none"> • IEC 68-2-36, IEC 68-2-6
Shock and drop	<ul style="list-style-type: none"> • IEC 68-2-27, IEC 68-2-32

Ruckus ICX 7250 Ordering Information

Part Number	Ruckus ICX 7250 Switches with 1 GbE uplinks
ICX7250-24	Ruckus ICX 7250 Switch, 24x10/100/1000 ports, 8x1 GbE SFP upgradable to up to 8x10 GbE SFP+ uplink/stacking-ports with license, basic Layer 3 (static routing), side-to-back airflow
ICX7250-24P	Ruckus ICX 7250 Switch, 24x10/100/1000 PoE+ ports, 8x1 GbE SFP upgradable to up to 8x10 GbE SFP+ uplink/stacking-ports with license, 370 W PoE budget, basic Layer 3 (static routing), side-to-back airflow
ICX7250-48	Ruckus ICX 7250 Switch, 48x10/100/1000 ports, 8x1 GbE SFP upgradable to up to 8x10 GbE SFP+ uplink/stacking-ports with license, basic Layer 3 (static routing), side-to-back airflow
ICX7250-48P	Ruckus ICX 7250 Switch, 48x10/100/1000 PoE+ ports, 8x1 GbE SFP upgradable to up to 8x10 GbE SFP+ uplink/stacking-ports with license, 740 W PoE budget, basic Layer 3 (static routing), side-to-back airflow

Part Number	Ruckus ICX 7250 Switches with 2x10 GbE uplinks
ICX7250-24-2X10G	Ruckus ICX 7250 Switch, 24x10/100/1000 ports, 6x1 GbE SFP and 2x10 GbE SFP+ uplink/stacking-ports upgradable to up to 8x10 GbE SFP+ with license, basic Layer 3 (static routing), side-to-back airflow
ICX7250-24P-2X10G	Ruckus ICX 7250 Switch, 24x10/100/1000 PoE+ ports, 6x1 GbE SFP and 2x10 GbE SFP+ uplink/stacking-ports upgradable to up to 8x10 GbE SFP+ with license, 370 W PoE budget, basic Layer 3 (static routing), side-to-back airflow
ICX7250-48-2X10G	Ruckus ICX 7250 Switch, 48x10/100/1000 ports, 6x1 GbE SFP and 2x10 GbE SFP+ uplink/stacking-ports upgradable to up to 8x10 GbE SFP+ with license, basic Layer 3 (static routing), side-to-back airflow
ICX7250-48P-2X10G	Ruckus ICX 7250 Switch, 48x10/100/1000 PoE+ ports, 6x1 GbE SFP and 2x10 GbE SFP+ uplink/stacking-ports upgradable to up to 8x10 GbE SFP+ with license, 740 W PoE budget, basic Layer 3 (static routing), side-to-back airflow

Part Number	Ruckus ICX-EP5 4000 External Power Supply Options for the Ruckus ICX 7250 Switch The Ruckus ICX-EP54000 supports up to four removable power supplies. Each power supply provides 920 W.
ICX-EP54000-SHELF	1U External Power Supply shelf (EPS) can support up to four 920 W removable power supplies (purchased separately)
RPS17	EPS power supply, 920 W
ICX-EP54000-CBL-01	Ruckus ICX-EP54000 power cable 1:1
ICX-EP54000-CBL-02	Ruckus ICX-EP54000 power cable 1:2

Part Number	Upgrade Licenses and Accessories
ICX7250-PREM-LIC	License to upgrade any Ruckus ICX 7250 to Layer 3 Premium Features (OSPF, VRRP, PIM, PBR, VRF), non-node lock license
ICX7250-2X10G-LIC-POD	License to upgrade any Ruckus ICX 7250 from 8x1 GbE SFP to 6x1 GbE SFP and 2x10 GbE SFP+ uplink/stacking ports, node-lock license
ICX7250-8X10G-LIC-POD	License to upgrade any Ruckus ICX 7250 from 6x1 GbE SFP and 2x10 GbE SFP+ to 8x10 GbE SFP+ uplink/stacking ports, node-lock license. Only switches that already have 2x10 GbE ports can be upgraded to 8x10 GbE ports.
ICX7000-RMK	FRU, rack mount kit, two-post, Ruckus ICX 7250/7450/7750
XBR-R000295	FRU, rack mount kit, four-post, 24 in. to 32 in. depth rack

Ruckus ICX 7250 Ordering Information (continued)

OPTICS	
See Optics Datasheet at www.ruckuswireless.com/optics	Ruckus offers a unique set of high-performance, reliable, and cost-effective optical transceivers to help enterprises and service providers meet the challenges of diverse network topologies. To ensure maximum quality, Ruckus selects and tests the most reliable, highest-performing optical transceivers on the market, and then warrants their availability, capacity, and performance in Ruckus® product.” for a the specific list of optics supported by each ICX product see the Optics Datasheet at www.ruckuswireless.com/optics .

MANAGEMENT SOFTWARE	
See SmartZone Datasheet at www.ruckuswireless.com/smartzone	Ruckus SmartZone centralizes management of the entire family of Ruckus switches and wireless Access Points with a single easy to deploy management platform. It simplifies network set-up and management, enhances security, streamlines troubleshooting and eases upgrades. SmartZone Network Controllers are available in both appliance and virtual appliance form. For more information, go to www.ruckuswireless.com/smartzone .

Ordering Notes

Customers have two options when ordering a Ruckus ICX 7250 switch. They can order one of the five Ruckus ICX 7250 switch models with 1 GbE uplink/stacking ports, or order a switch preloaded with a PoD license for two 10 GbE uplink/stacking ports.

The Ruckus ICX 7250 (-24/-24P/-48/-48P) can be upgraded to 2x10 GbE uplink/stacking ports by purchasing a PoD license (ICX7250-2X10G-LIC-POD).

A Ruckus ICX 7250 switch with 2x10 GbE uplink/stacking ports can be upgraded to 8x10 GbE by purchasing an additional PoD license (ICX7250-8X10G-LIC-POD). Only switches that already have 2x10 GbE can be upgraded to 8x10 GbE.

All Ruckus ICX 7250 switches come with a power cord, two-post rack mounting brackets, and a USB serial console cable. Stacking cables and optics must be ordered separately.

Warranty

Ruckus ICX 7250 Switches are covered by the Ruckus Assurance Limited Lifetime Warranty. For details, visit www.ruckuswireless.com/warranty.



commscope.com

Visit our website or contact your local CommScope representative for more information.

© 2019 CommScope, Inc. All rights reserved.

Unless otherwise noted, all trademarks identified by ® or ™ are registered trademarks, respectively, of CommScope, Inc. This document is for planning purposes only and is not intended to modify or supplement any specifications or warranties relating to CommScope products or services. CommScope is committed to the highest standards of business integrity and environmental sustainability with a number of CommScope's facilities across the globe certified in accordance with international standards, including ISO 9001, TL 9000, and ISO 14001.

Further information regarding CommScope's commitment can be found at www.commscope.com/About-Us/Corporate-Responsibility-and-Sustainability.

PA-113852-EN (11/19)

Best-in-Class Support

Ruckus ICX 7250 switches come with 3 years of free technical support from the Ruckus Technical Assistance Center (TAC). For continued access to the TAC past the initial 3 years, customers must purchase a Ruckus Technical Support contract.

Legal Disclaimer

Product features, functionality and specifications may change or be discontinued without notice. Nothing in this document shall be deemed to create a warranty of any kind, either express or implied, statutory or otherwise, including but not limited to, any implied warranties of merchantability, fitness for a particular purpose, non-infringement of third-party rights or availability with respect to any products and services.

Refer to www.ruckuswireless.com for the latest version of this document.

Notice: This document is for informational purposes only and does not set forth any warranty, expressed or implied, concerning any equipment, equipment feature, or service offered or to be offered by Ruckus. Ruckus reserves the right to make changes to this document at any time, without notice, and assumes no responsibility for its use. This informational document describes features that may not be currently available. Contact a Ruckus sales office for information on feature and product availability. Export of technical data contained in this document may require an export license from the United States government.